
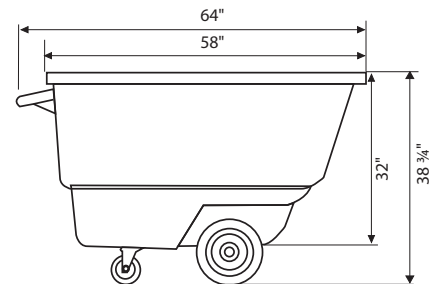
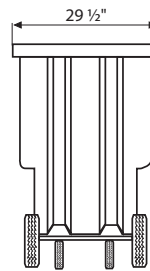


DUC100-R 1 YARD DUMP CART WITH REINFORCING FRAME

Built for Superior Performance, Precision and Durability.



DUC100-R	
Load Capacity (LB)	1000
Item Weight (LB)	94
Pallet Quantity	12



Dump Cart with Reinforcing Frame & 12" Wheels

DUC100-R Accessories



Dump Cart Lid



12" x 3" Wheel



5" x 2" Swivel Caster
(with Plate)



24-4/5" Replacement Axle

	DUL100	CAS12	CAS5PS	DUA100-12
Item Weight (LB)	17	11	4	4
Box Count	1	2	10	1